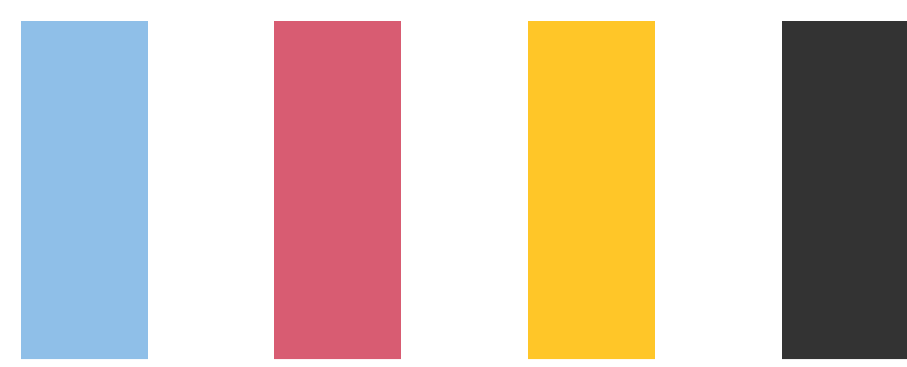



WHAT IS MPS

Managed Print Services and how it affects ROI



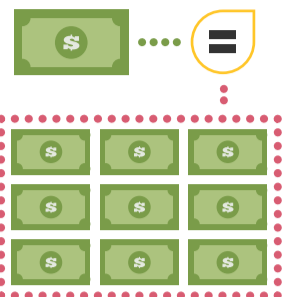
Print Statistics



Printer ink costs nearly **\$10,000** a gallon.



Mismanagement of output fleets can cost an enterprise somewhere between **1 & 3%** of revenue annually.†



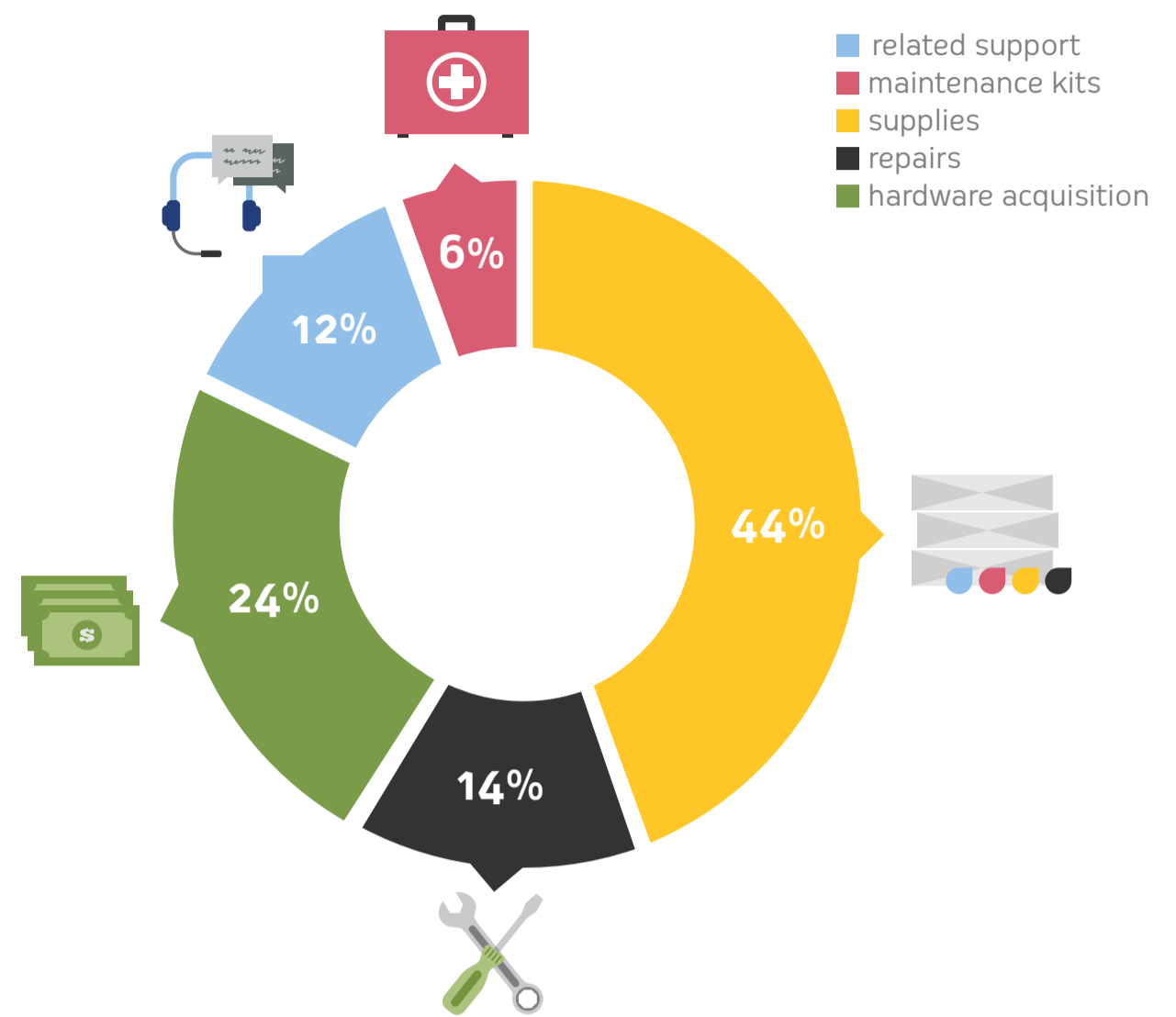
For every **\$1** spent on printing — for toner, ink and other supplies — organizations spend another **\$9** to manage the printing environment.



23% of all IT calls are print or copy related.

†Lundy, J. "Rightsizing Output Fleets: The Hidden Gold Mine," Gartner Group (19 March 2001): DF-13-2054.

Total Printer Ownership Costs



3 EASY STEPS To Greater Document & Print Management Efficiencies

1 MAXIMIZE performance and output

- Print hardware and usage becomes documented
- Eliminate supplies and parts inventory tasks
- Offload Help Desk calls
- Maximize your print or copy uptime
- Realize true total printing costs
- Analyze and report print hardware data
- Establish printing budgets

2 OPTIMIZE infrastructure

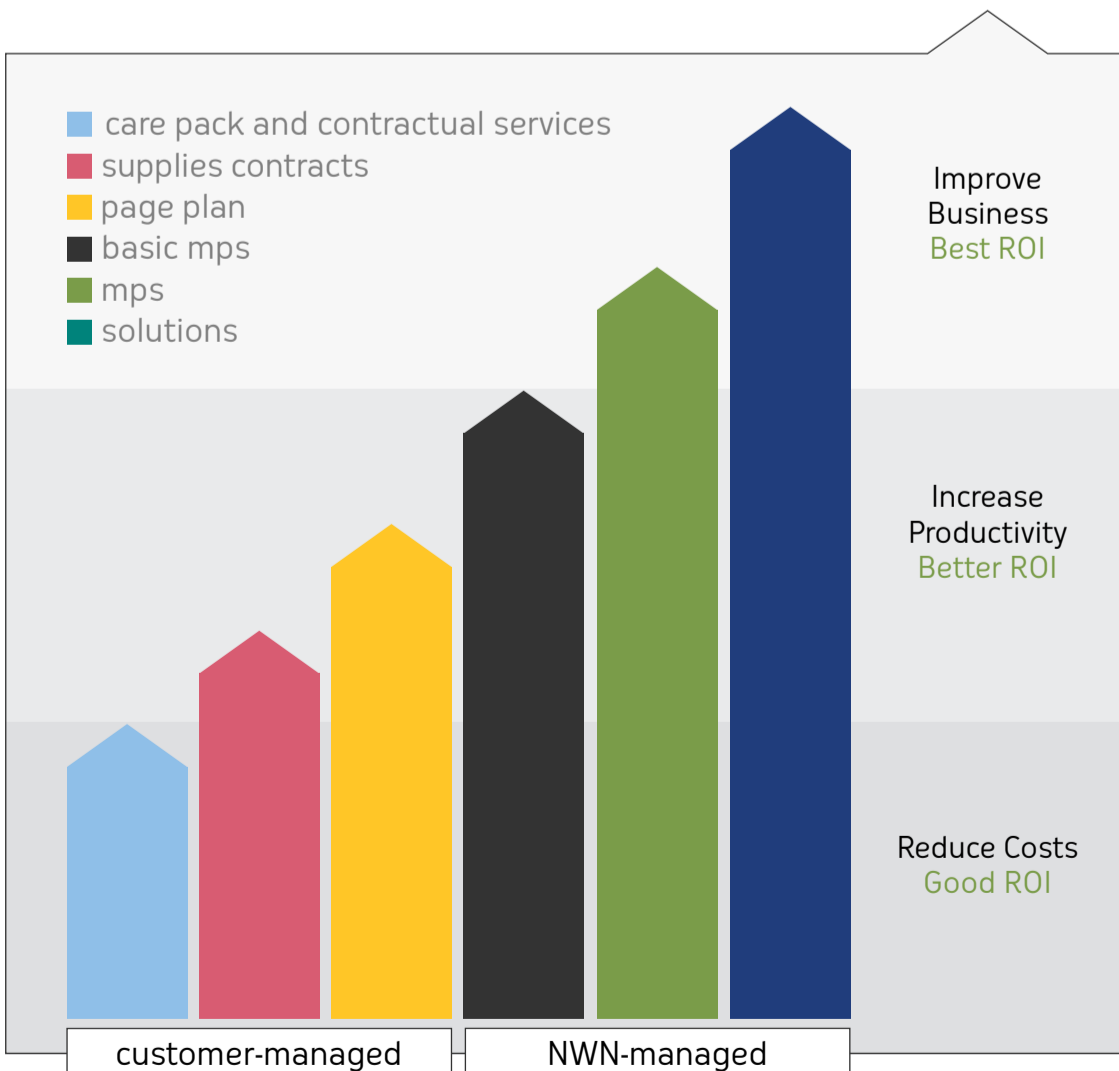
- Print fleet scales to your demand
- Easily update problematic and legacy devices
- Balance your print device mix
- Consolidate your printers and copiers
- Reduce your overall energy consumption

3 INCREASE process efficiencies & practices

- Easily deploy "smart" print practices
- Automate workflow processes
- Reprioritize and better allocate staffs' time

Return on Investment (ROI)

IMPROVE YOUR ROI WITH SCALABLE SERVICES



How NWN delivers MPS

